



MINIATURE ENCAPSULATED TELECOMMUNICATION V.90 MODEM TRANSFORMER

REV. Status

REVISION - 04/14/05 MP

REVISION A ADDED REFLOW PROFILE & RoHS 11/13/07 YS

A. Electrical Specifications (@ 25° C)

1. Primary Impedance; 600Ω
2. Secondary Impedance; 287Ω
3. Insertion Loss: 4.0dB MAX @ 2KHz, 0dBm
4. Frequency Response; ±0.20dB @ 200Hz to 4KHz, 0dBm
5. Longitudinal Balance; 80dB MIN @ 200Hz to 4KHz, 0dBm
6. Return Loss; 14dB MIN @ 200Hz to 4KHz, 0dBm
7. Primary Inductance; 7.0H MIN @ 200Hz, 0.78Vrms, Lp Measured (1-3)
8. Leakage Inductance; 10mH MAX @ 1KHz, 0.78Vrms Measured (1-3) with 6 & 4 shorted
9. DC Resistance; (1-3):175Ω ±15% (6-4):175Ω ±15%
10. Turns Ratio; (1-3):(6-4)=1:1.00 ±2%
11. Total Harmonic Distortion; -84dB MAX @ 600Hz, -10dBm (-90dB TYP)
12. Dielectric Strength; 1875Vrms 1 second @ Pri-Sec

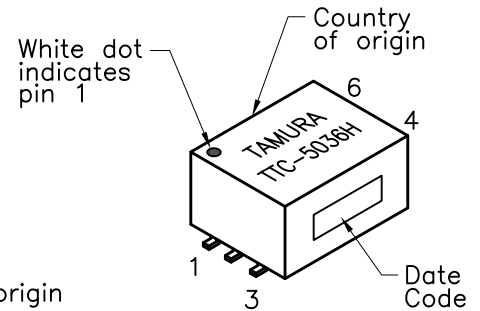


UL #E208555

MODEL NUMBER

TTC-5036

B. Marking; TTC-5036H, TAMURA, date code and country of origin "H" designates Safety Approved family classification.

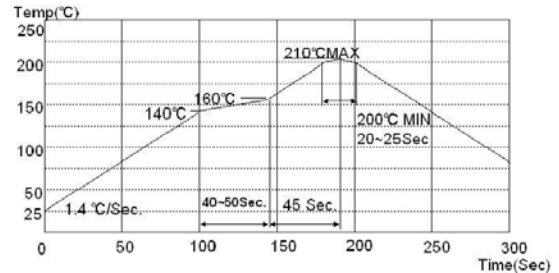
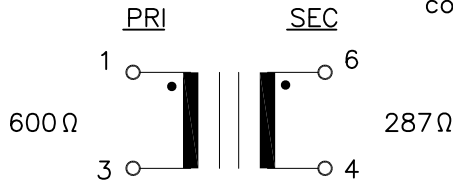


C. Safety; Certified to UL60950, EN60950

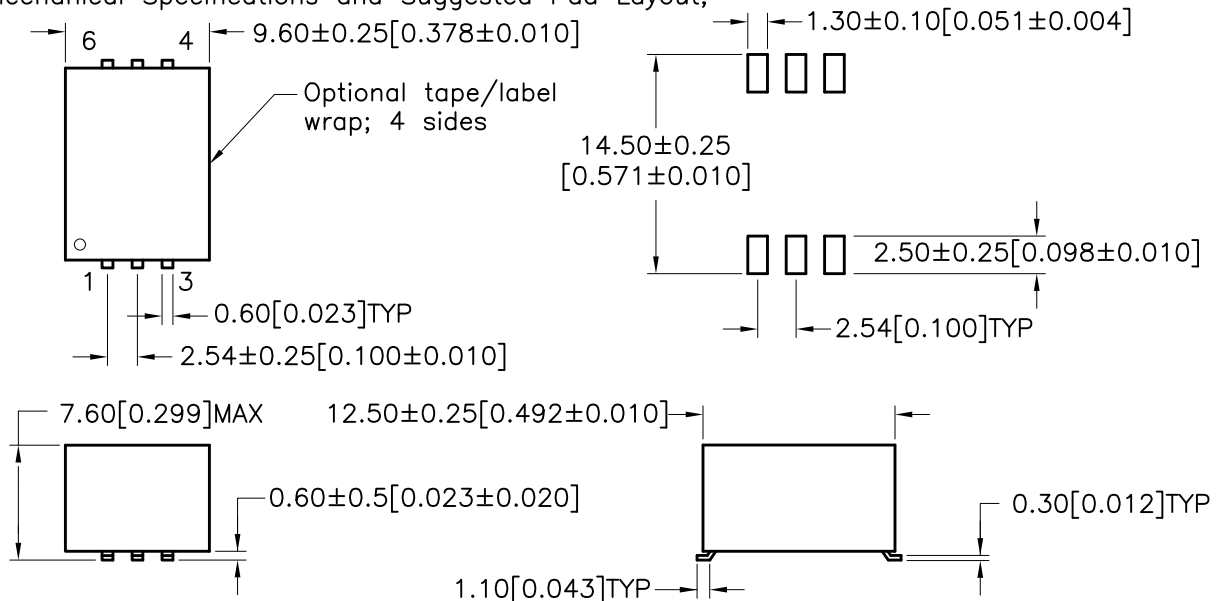
D. Schematic;

E. Suggested Reflow Profile (Terminal)

Customer to determine proper profile based on actual conditions.



F. Mechanical Specifications and Suggested Pad Layout;



PREPARED BY:

K. BRENNAN

ENGINEER:

M. PITCHAI

SAFETY ENGINEER

B. OCONNELL

APPROVED:

Y. SEKIGUCHI

DWG CONTROL NO. P-A1-13360 ACAD\TTC\A1133601.DWG

REV A

TELECOMMUNICATION V.90 MODEM TRANSFORMER

TAMURA CORPORATION OF AMERICA 43352 BUSINESS PARK DRIVE, TEMECULA, CA. 92590-6624 (951) 699-1270 FAX 9516769482

TTC-5036

MODEL SPECIFICATION

DIM: mm(In) SCL: 2/1 SH: 1 OF 1

PROPRIETARY NOTICE: THIS DRAWING PRINT OR DOCUMENT AND SUBJECT MATTER DISCLOSED HEREIN ARE PROPRIETARY ITEMS TO WHICH TAMURA RETAINS THE EXCLUSIVE RIGHT OF DISSEMINATION, REPRODUCTION, MANUFACTURE AND SALE. THIS DRAWING, PRINT OR DOCUMENT IS SUBMITTED IN CONFIDENCE FOR CONSIDERATION BY THE RECIPIENT ALONE UNLESS PERMISSION FOR FURTHER DISCLOSURE IS EXPRESSLY GRANTED IN WRITING.