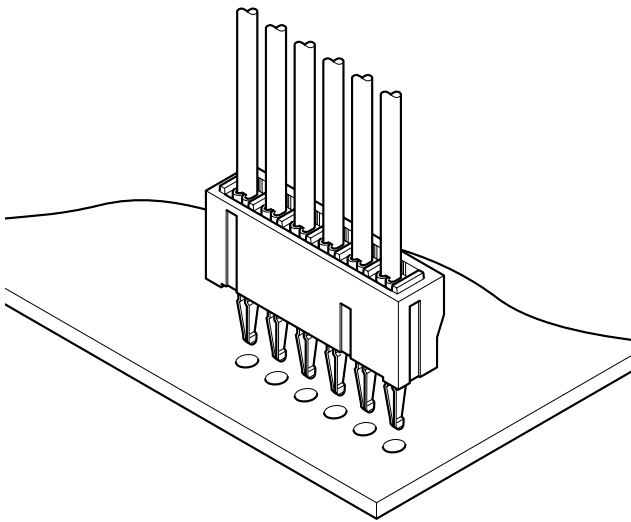


SZN CONNECTOR

1.5mm pitch/Board-in crimp style connectors



This low-profile, board-in connector, with a mounting height of only 4.25mm and a thickness of 2.4mm, is soldered directly onto printed circuit boards. The solder tail of the contact is resilient for easy assembly. The housing lances facilitate insertion of contacts.

- Slim, low-profile design
- Housing lances
- Easy mounting onto printed circuit boards
- Rugged contact construction

Specifications

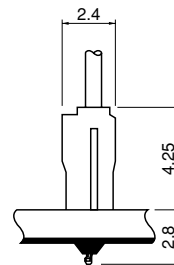
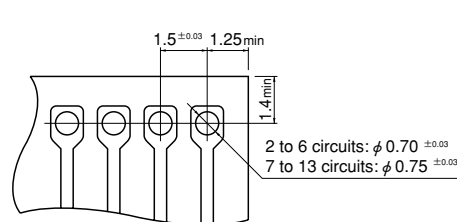
- Current rating: 0.7A AC, DC (AWG #26)
- Voltage rating: 50V AC, DC
- Temperature range: -25°C to +85°C
(including temperature rise in applying electrical current)
- Insulation resistance: 500M Ω min.
- Withstanding voltage: 500V AC/minute
- Applicable wire: AWG #30 to #26
- Applicable PC board thickness: 0.6 to 1.2mm
- * Compliant with RoHS.
- * Refer to "General Instruction and Notice when using Terminals and Connectors" at the end of this catalog.
- * Contact JST for details.

Standards

Recognized E60389

Certified LR20812

PC board layout (viewed from soldering side) and Assembly layout

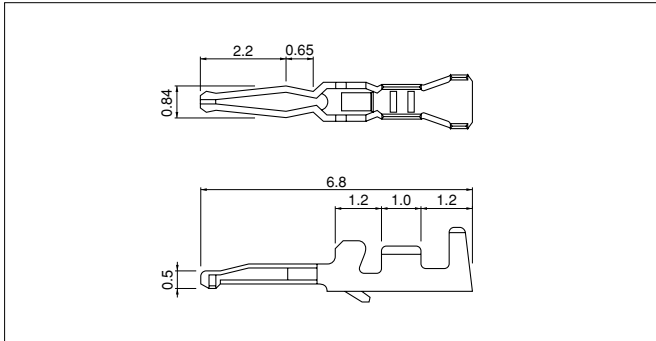


Note: 1. Tolerances are non-cumulative: ± 0.03 mm for all centers.

2. Hole dimensions differ according to the kind of PC board and piercing method. The dimensions above should serve as a guideline. Contact JST for details.

SZN CONNECTOR

Contact



Model No.	Applicable wire		Insulation O.D. (mm)	Q'ty/reel
	mm ²	AWG#		
SZN-002T-P0.7K	0.08~0.13	28~26	0.8~1.1	14,000
SZN-003T-P0.7K	0.05~0.08	30~28	0.7~0.9	15,000

Material and Finish

Phosphor bronze, tin-plated (reflow treatment)

RoHS compliance

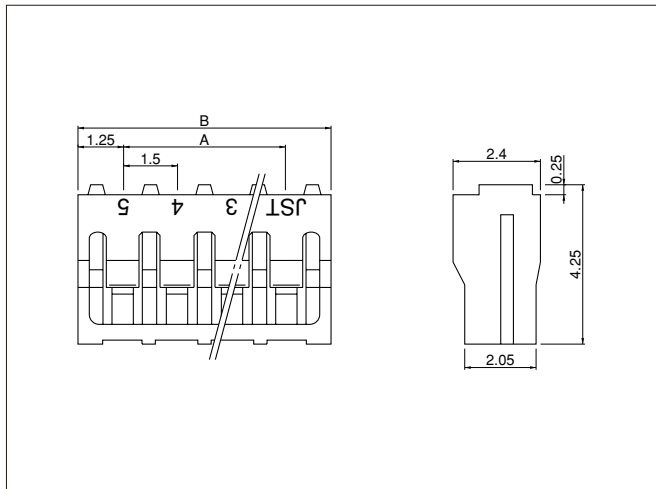
Note: Contact JST for brass products.

Contact	Crimping machine	Applicator		
		Crimp applicator	Dies	Crimp applicator with dies
SZN-002T-P0.7K	AP-K2N	MKS-L	MK/SZN-002-07	APLMK SZN002-07

Note: *Strip-crimp applicator

Contact	Crimping machine	Applicator		
		Crimp applicator	Dies	Crimp applicator with dies
SZN-003T-P0.7K	AP-K2N	MKS-L	MK/SZN-003-07	APLMK SZN003-07
		*MKS-SC	SC/SZN-003-07	APLSC SZN003-07

Housing



Circuits	Model No.	Dimensions (mm)		Q'ty/bag
		A	B	
2	2P-SZN	1.5	4.0	1,000
3	3P-SZN	3.0	5.5	1,000
4	4P-SZN	4.5	7.0	1,000
5	5P-SZN	6.0	8.5	1,000
6	6P-SZN	7.5	10.0	1,000
7	7P-SZN	9.0	11.5	1,000
8	8P-SZN	10.5	13.0	1,000
9	9P-SZN	12.0	14.5	1,000
10	10P-SZN	13.5	16.0	1,000
11	11P-SZN	15.0	17.5	1,000
12	12P-SZN	16.5	19.0	1,000
13	13P-SZN	18.0	20.5	1,000

Material

PA 66, UL94V-0, natural (white)

RoHS compliance